

2020

SUNWARD

2020 08

)

(

..... 1

..... 4

..... 6

..... 14

..... 24

..... 29

..... 30

..... 31

..... 32

..... 33

..... 175

/ / /		
AVMAX		Avmax Group Inc.
		2020 1 1 2020 6 30
/		
/		

			002097
		SUNWARD INTELLIGENT EQUIPMENT CO.,LTD.	
		SUNWARD	

	1335	1335
	0731-86407826	0731-86407826
	0731-86407826	0731-86407826
	wangjian2@sunward.com.cn	yigm@sunward.com.cn

1

	1335
	410100
	1335
	410100
	https://www.sunward.com.cn
	db@sunward.com.cn
	2020 05 15
	http://www.cninfo.com.cn 2020-025

2



	-1,829,512.86	
	50,211,995.92	
	625,677.78	
	7,308,186.57	
	271,955.74	
	41,428,018.53	--

1

1

5

200

1

2013
2016

2014

400

ISO9001 ISO14001 OHSAS18001

CE

CNAS

2

2016

3

4

80

2020

			AVMAX		
AVMAX	AVMAX	44.37%	MRO		AVMAX
	437,981.80		20.68%	47,395.79	25.77%
47,725.65	24.38%			39,858.17	26.07%

	4,379,818,025.85	3,629,379,108.42	20.68%	
	3,128,804,879.79	2,529,615,714.96	23.69%	
	263,203,769.88	243,893,527.77	7.92%	
	228,417,574.88	241,218,571.00	-5.31%	
	70,557,538.71	72,234,446.74	-2.32%	

2020

316.14%	

100%	20.68%
78.41%	35.13%
18.67%	-44.37%
2.92%	48.21%
46.60%	41.01%
28.58%	25.73%
3.23%	33.55%
18.67%	-44.37%

	23	00				
	1,304,092,163.75	1,090,044,449.86	16.41%	25.73%	30.88%	-3.29%
	376,842,042.47	182,810,523.00	51.49%	-44.37%	-52.04%	7.75%
	3,707,842,980.82	2,675,675,116.86	27.84%	46.46%	46.50%	-0.02%
	671,975,045.03	453,129,762.93	32.57%	-38.79%	-35.57%	-3.37%

1

30%

项目	期末或本期数	年初或上年同期数	增减额	增减幅度	变动说明
货币资金	2,592,441,261.97	1,350,369,062.04	1,242,072,199.93	91.98%	主要系销售增加，回款增加所致
应收票据	178,274,606.27	257,111,576.60	-78,836,970.33	-30.66%	主要系票据贴现影响
预付款项	443,786,001.09	290,165,152.20	153,620,848.89	52.94%	主要系备货增加采购预付款及工程预付款增加所致
短期借款	3,469,139,523.39	2,615,098,079.75	854,041,443.64	32.66%	主要系调整借款结构、降低负债成本，过渡期借款增加所致
预收款项	-	293,707,433.99	-293,707,433.99	-100.00%	主要系执行新收入准则，2020年预收客户款项调整至合同负债
合同负债	321,172,792.68	-	321,172,792.68	100.00%	主要系执行新收入准则，2020年预收客户款项调整至合同负债
应付职工薪酬	35,658,493.92	88,689,538.34	-53,031,044.42	-59.79%	主要系支付年终奖所致
应交税费	168,287,431.10	76,707,092.34	91,580,338.76	119.39%	主要系应交增值税及所得税

-91,899,544.91	-51,030,600.04	-40,868,944.87	79.62%	主要系计提坏账准备所致	信用减值损失
-22,724,289.95	-6,308,039.13	-16,416,250.82	260.24%	主要系计提存货跌价准备所致	资产减值损失

	-2,183,564.91		-0.46%	

	-22,724,289.95	-4.76%		
	4,241,717.48	0.89%		
	943,045.65	0.20%		
	-91,699,344.91	-19.21%		
	47,175,872.86	9.88%		

2,592,441,26 1.97	14.86%	1,883,537,64 2.48	12.27%	2.59%	
4,408,863,87 6.79	25.28%	3,568,079,99 6.82	23.24%	2.04%	
2,636,273,29 0.15	15.11%	2,546,583,20 7.74	16.59%	-1.48%	
	0.00%			0.00%	
60,050,999.1 0	0.34%	60,948,053.5 1	0.40%	-0.06%	
16 32	25.13%	4,104,717,59 0.74	26.74%	-1.61%	
275,951,777. 03	1.58%	316,942,268. 70	2.06%	-0.48%	
3,469,139,52 3.39	19.89%	2,070,649,30 0.00	13.49%	6.40%	

				88,825,121.40	88,825,121.40		50.00%	0.00	0.00			
				271,479,223.80	271,479,223.80		71.00%	0.00	0.00			
	--	--	--	394,694,245.20	1,270,064,648.13	--	--	0.00	0.00	--	--	--

4

5

1

2

6

7

1

2

10%

AVMAX GROUP INC			9649.79	5,552,963, 454.29	2,304,221, 563.26	375,923,75 3.36	59,492,371 .51	46,082,887 .07
			1	284,624,96 7.57	227,424,64 7.78	128,687,47 9.06	98,001,285 .96	84,058,101 .10

		-2,699,979.50

2020 1-9

50%

	55,506.66	-	68,315.89	42,697.43		30.00%	- 60.00%



1

2019		30.87%	2020 04 15	2020 04 16	2020-016

2

1	2018 12 28 2018		2019 1 15	
	3,204	2.97 /	2019 1 22	5.82
	2019 2 20			
2	2019 10 22		2019 11 12 2019	
	37.1		2019 12 24	37.1
3	2020 3 24		2020 4 15 2019	
	24		2020 5 20	24
4	2020 6 8		2018	
	535		15,714,500	2020 6 22

1

2

3

4

5

1

1

2

3

2

1

		650,000		431,522.01		12		
		60,000		1,490		12		
A1		710,000		A2		433,012.01		
A3		710,000		A4		433,012.01		
"		8,000		513.34		12		

"								
AVMAX GROUP INC.		100,000		48,125		12		
		12,000		3,598		12		
B1		120,000		B2		52,236.34		
B3		120,000		B4		52,236.34		
A1+B1+C1		830,000		A2+B2+C2		485,248.35		
A3+B3+C3		830,000		A4+B4+C4		485,248.35		
A4+B4+C4				90.62%				
D				0				
E 70%				0				
F 50%				217,515.24				
D+E+F				217,515.24				

3

4

1

	PH		1	B6	7.69 mg/L	GB89 78-1996	0.4048 t/		
	COD		1	B6	176 mg/L	GB89 78-1996	2.5874 t/	61.286	
	SS		1	B6	76 mg/L	GB89 78-1996	0.8329 t/		
			1	B6	1.47		0.2227 t/		

					mg/L	GB89 78-1996			
	NH3-N		1	B6	6.64 mg/L	GB/T3 1962-201 5	0.0283 t/	3.506	
	NOx	+ 15	7	C K	52 mg/m3	GB132 71-2014	0.06505 t/	0.77	
	SO2	+ 15	7	C K	11 mg/m3	GB132 71-2014	0.30751 t/	1.2	
		+ 15	14	C K	9.61 mg/m3	GB132 71-2014	3.00287 t/		
	VOCS	+ + 15	18	A K	0.512 mg/m3	DB/43 1356-201 7 1	1.96 t/		

		+ + 15	18	A K	0.016 mg/m3	DB/43 1356-201 7 1	0.08329 t/		
		+ + 15	18	A K	0.042 mg/m3	DB/43 1356-201 7 1	0.02285 t/		
		+ + 15	18	A K	0.067 mg/m3	DB/43 1356-201 7 1	0.553 t/		

TRQ

DB/431356-2017 1

VOCs

DB/431356-2017 1

GB18483-2001 GB16297-96

GB13271-2014

GB18597-2001

2010 5

2010 127 2016 9

2016 55 2018

()

2019

2020

http://123.127.175.61:6375/eap/UserValidate_Hb.do
(<http://202.103.114.13:8085/xypj/xypj/website/index.jsp>)

2

1

2

3

		/
--	--	---

1.		
2.		
3.		
4.		
5.		
6.		
7.		
8.		
9.		

4

1

--	--	--	--



2020 6 30

1,363,900

0.1253%

6.35 /

5.95 /

8,430,729

2

	196,321,375	49,080,344		147,241,031		2020 1 2
	240,000	120,000	60,000	180,000		2020 6 22
	240,000	120,000	60,000	180,000		2020 6 22
	240,000	120,000	60,000	180,000		2020 6 22
	1,275,000	180,000	120,000	1,215,000		2020 1 2
	240,000	120,000	60,000	180,000		2020 6 22
	240,000	120,000	60,000	180,000		2020 6 22
	240,000	120,000	60,000	180,000		2020 6 22
	120,000	60,000	30,000	90,000		2020 6 22
-	29,629,000	14,814,500		14,814,500		2020 6 22
	228,785,375					

			75,451		8			0
		5%		10				
		18.05%	196,321,375		147,241,031	49,080,344		138,103,096
		13.94%	151,593,848		0			
		5.90%	64,179,740		0			
		3.68%	40,045,445		0			
		0.53%	5,730,235		0			
		0.48%	5,172,120		0			5,157,904
		0.43%	4,675,230		500,000			
		0.41%	4,487,533		0			
		0.35%	3,814,000		0			

		0.29%	3,150,000		0			
10								

2019

2019

1

2020 06 30

	2020 6 30	2019 12 31
	2,592,441,261.97	1,350,369,062.04
	178,274,606.27	257,111,576.60
	4,408,863,876.79	3,699,920,150.74
	443,786,001.09	290,165,152.20
	502,394,531.90	574,823,298.49
	2,636,273,290.15	2,769,929,374.31

	1,062,347.84	
	155,869,725.58	
	441,855,060.71	389,365,235.84
	25,955,275.34	42,536,681.19
	11,386,775,977.64	9,374,220,531.41
	520,200,083.10	697,563,560.52
	60,050,999.10	56,694,564.01
	955,709.11	940,254.61
	4,383,866,164.32	4,436,056,145.94
	275,951,777.03	300,751,106.00
	489,294,296.64	523,729,420.14
	49,791,312.70	53,043,248.42
	69,925,540.62	69,925,540.62
	39,680,118.61	35,282,992.07
	165,396,158.94	154,068,788.55
	222,319.17	669,290.51
	6,055,334,479.34	6,328,724,911.39
	17,442,110,456.98	15,702,945,442.80
	3,469,139,523.39	2,615,098,079.75
	1,559,958,198.17	1,483,453,713.98



1,784,071,706.79

	1,087,497,465.00	1,087,737,465.00
	2,348,465,921.88	2,325,334,521.65
	55,126,794.00	94,056,930.00
	94,697,561.73	67,493,730.20
	39,584,849.68	38,970,529.45
	180,337,949.65	180,337,949.65
	1,659,205,251.29	1,369,397,296.00
	5,354,662,205.23	4,975,214,561.95
	85,587,686.24	72,804,165.96
	5,440,249,891.47	5,048,018,727.91
	17,442,110,456.98	15,702,945,442.80

2

	2020 6 30	2019 12 31
	2,078,825,047.91	1,061,246,668.57
	127,606,860.08	246,342,592.94
	3,495,176,734.77	2,967,433,671.31
	345,029,666.24	221,666,982.54
	536,268,627.63	634,791,459.59
	1,617,821,160.96	1,832,879,167.52
	155,869,725.58	

	2,859,622.45	23,640,526.58
	8,359,457,445.62	6,988,001,069.05
	16,186,481.00	17,058,331.00
	3,208,224,112.75	3,096,182,316.81
	1,322,454,084.88	1,326,930,821.29
	275,503,312.58	300,324,717.02
	427,269,843.52	459,864,443.02
	49,791,312.70	53,043,248.42
	14,655,252.09	8,513,843.72
	64,865,004.48	56,683,839.76
	5,378,949,404.00	5,318,601,561.04
	13,738,406,849.62	12,306,602,630.09
	2,613,472,163.85	1,941,611,969.80
	1,520,368,198.17	1,473,253,713.98
	2,231,454,559.50	1,972,554,965.80
		39,498,386.97
	85,565,364.96	
	17,176,354.39	54,603,409.03
	79,639,883.34	9,869,182.54

	284,646,368.76	311,542,584.81
	6,924,050.32	10,983,214.34
	290,597,033.54	736,000,000.00
	7,122,919,926.51	6,538,934,212.93
	1,410,000,000.00	755,924,306.54
	320,000.00	320,000.00
	28,979,000.00	28,499,883.36
	17,014,258.61	16,022,253.67
	1,456,313,258.61	800,766,443.57
	8,579,233,185.12	7,339,700,656.50
	1,087,497,465.00	1,087,737,465.00
	2,738,287,518.18	2,715,156,117.95
	55,126,794.00	94,056,930.00
	18,635,024.99	19,060,632.25
	180,337,949.65	180,337,949.65
	1,189,542,500.68	1,058,666,738.74
	5,159,173,664.50	4,966,901,973.59
	13,738,406,849.62	12,306,602,630.09

3

	2020	2019
	4,379,818,025.85	3,629,379,108.42
	4,379,818,025.85	3,629,379,108.42
	3,834,962,437.95	3,195,302,986.44
	3,128,804,879.79	2,529,615,714.96
	30,665,537.07	26,394,233.94
	263,203,769.88	243,893,527.77
	228,417,574.88	241,218,571.00
	113,313,137.62	81,946,492.03
	70,557,538.71	72,234,446.74
	157,526,774.94	127,738,921.49
	60,583,961.30	75,736,817.13
	47,175,872.86	3,356,286.66
	-2,183,564.91	-2,867,503.79

-	-91,699,344.91	-51,050,606.64
-	-22,724,289.95	-6,308,039.13
-	-1,466,383.85	-358,825.42
	473,957,877.14	376,847,433.66
	4,241,717.48	8,287,812.73
	943,045.65	1,425,878.52
	477,256,548.97	383,709,367.87
	74,811,326.90	62,595,476.19
	402,445,222.07	321,113,891.68
1.	402,445,222.07	321,113,891.68
2.		
1.	398,581,701.79	316,154,728.93
2.	3,863,520.28	4,959,162.75
	27,203,831.53	33,092,359.70
	27,203,831.53	33,092,359.70
1.		
2.		
3.		
4.		

5.		
	27,203,831.53	33,092,359.70
1.		
2.		
3.		
4.		
5.		
6.	27,203,831.53	33,092,359.70
7.		
	429,649,053.60	354,206,251.38
	425,785,533.32	349,247,088.63
	3,863,520.28	4,959,162.75
	0.3665	0.2934
	0.3659	0.2934

4

	2020	2019
	3,691,735,459.39	2,708,181,662.91
	2,896,161,230.45	2,045,854,945.14
	24,823,535.10	23,571,902.42
	216,877,425.06	224,356,365.51
	66,722,670.08	59,375,484.65
	90,471,643.94	68,544,711.66

	73,065,073.14	68,760,826.11
	93,743,605.60	72,674,053.53
	7,084,201.25	8,759,398.36
	45,461,581.65	2,303,194.44
	-1,619,004.06	-2,176,387.09
-		
-	-85,052,259.98	-19,035,581.71
-	-9,452,425.64	-1,200,692.56
-	639,089.70	-524,287.79
	273,590,863.29	197,083,672.71
	3,314,293.88	7,486,650.32
	556,374.43	1,328,085.99
	276,348,782.74	203,242,237.04
	36,699,274.30	25,175,105.09
	239,649,508.44	178,067,131.95
	239,649,508.44	178,067,131.95
1.		

	42,498,170.77	32,932,501.92
	158,191,119.85	335,053,792.42
	4,150,919,443.59	3,257,705,178.89
	2,991,222,055.09	2,483,925,616.29
	428,648,263.59	342,154,644.30
	177,542,956.30	127,538,508.52
	284,303,199.26	210,957,522.74
	3,881,716,474.24	3,164,576,291.85
	269,202,969.35	93,128,887.04
	3,900,038.62	1,579,283.50

		452,248,000.00
	3,900,038.62	453,827,283.50
	128,374,110.13	139,952,092.89
	5,540,000.00	
	22,000,000.00	393,536,795.78
	16,000,000.00	
	171,914,110.13	533,488,888.67
	-168,014,071.51	-79,661,605.17
	8,317,300.00	96,628,802.00
	3,597,224,997.78	2,290,334,816.56
	25,674,272.26	21,076,278.00
	3,631,216,570.04	2,408,039,896.56
	2,461,765,207.73	1,644,592,452.82
	226,756,527.44	186,417,615.15
	25,400,099.44	344,757,935.94
	2,713,921,834.61	2,175,768,003.91

	2,013,922,310.46	1,093,581,434.22
--	------------------	------------------

6

	2020	2019
	3,108,775,804.56	1,912,702,764.67
	38,306,862.75	31,974,782.43
	317,716,599.33	655,925,159.06
	3,464,799,266.64	2,600,602,706.16
	2,734,267,503.77	2,273,681,214.15
	230,232,152.67	183,725,761.72
	96,102,206.16	101,841,366.07
	153,501,755.53	167,005,894.29
	3,214,103,618.13	2,726,254,236.23
	250,695,648.51	-125,651,530.07
	1,560,032.52	1,164,892.00
		452,248,000.00
	1,560,032.52	453,412,892.00
	117,021,063.52	126,818,640.15
	113,660,800.00	9,530,000.00
		385,536,795.78

	230,681,863.52	521,885,435.93
	-229,121,831.00	-68,472,543.93
	-602,700.00	95,158,802.00
	3,233,477,283.44	2,117,680,700.00
	23,674,272.26	
	3,256,548,855.70	2,212,839,502.00
	2,255,327,273.00	1,284,177,272.73
	208,752,618.86	185,313,407.23
	13,280,027.35	338,957,935.94
	2,477,359,919.21	1,808,448,615.90
	779,188,936.49	404,390,886.10
	-1,216,836.79	-421,834.72
	799,545,917.21	209,844,977.38
	706,880,179.19	688,968,288.57
	1,506,426,096.40	898,813,265.95

7

	2020														
	1,0				2,32	94,0	67,4	38,9	180,		1,36		4,97	72,8	5,04
	87,				5,33	56,9	93,7	70,5	337,		9,39		5,21	04,1	8,01
	737				4,52	30.0	30.2	29.4	949.		7,29		4,56	65.9	8,72
	,46				1.65	0	0	5	65		6.00		1.95	6	7.91

	5.0														
	0														
	1,0														
	87,			2,32	94,0	67,4	38,9								
	737			5,33	56,9	93,7	70,5								
	,46			4,52	30.0	30.2	29.4								
	5.0			1.65	0	0	5								
	0														

						0,72 9.00							30,7 29.0 0		30,7 29.0 0		
													-108 ,773, 746. 50		-108 ,773, 746. 50		-108 ,773, 746. 50
1																	
2													-108 ,773, 746. 50		-108 ,773, 746. 50		-108 ,773, 746. 50
3																	
4																	
1																	
2																	
3																	

								3,54					3,54		3,54
								4.83					4.83		4.83
2								5,01					5,01		5,01
								9,22					9,22		9,22
								4.60					4.60		4.60
	1,0														
	87,				2,34	55,1	94,6	39,5	180,		1,65		5,35	85,5	5,44
	497	0.0	0.0	0.0	8,46	26,7	97,5	84,8	337,	0.00	9,20		4,66	87,6	0,24
	,46	0	0	0	5,92	94.0	61.7	49.6	949.		5,25		2,20	86.2	9,89
	5.0				1.88	0	3	8	65		1.29		5.23	4	1.47
	0														

	2019																
	1,0				2,35		23,2	26,5	162,		993,		4,61	318,4	4,936		
	56,				6,83		70,5	37,8	585,		126,		8,42	66,48	,892,		
	068				7,29		13.7	70.6	555.		185.		5,88	5.33	373.1		
	,46				8.23		1	5	01		23		7.83		6		
	5.0																
	0																
	1,0				2,35		23,2	26,5	162,		993,		4,61	318,4	4,936		
	56,				6,83		70,5	37,8	585,		126,		8,42	66,48	,892,		
	068				7,29		13.7	70.6	555.		185.		5,88	5.33	373.1		
	,46				8.23		1	5	01		23		7.83		6		
	5.0																

	0													
	32,													
	040			-56,		33,0							2,32	
	.00			788,		92,3							5,51	
	0.0			764.		59.7							8.22	
	0			15		0								

											846. 50		,846 .50		46.50
4															
1															
2															
3															
4															
5															
6															
								2,32					2,32		2,325
								5,51					5,51		,518.
								8.22					8.22		22
1								4,70					4,70		4,704
								4,75					4,75		,754.
								4.93					4.93		93
2								2,37					2,37		2,379
								9,23					9,23		,236.
								6.71					6.71		71
	1,0														

	2020											
	1,087,737,465.00				2,715,156,117.95	94,056,930.00			19,060,632.25	180,337,949.65	1,058,666,738.74	4,966,901,973.59
	1,087,737,465.00				2,715,156,117.95	94,056,930.00			19,060,632.25	180,337,949.65	1,058,666,738.74	4,966,901,973.59
	-240,000.00				23,131,400.23	-38,930,136.00			-425,607.26		130,875,761.94	192,271,690.91
											239,649,508.44	239,649,508.44
	-240,000.00				23,131,400.23	-38,930,136.00						61,821,536.23
1	-240,000.00				-448,800.00	-688,800.00						
2												
3					23,580,200.2	-46,672,065.						70,252,265.23

					3	00						
--	--	--	--	--	---	----	--	--	--	--	--	--

	,497,				287,51	,794.0		,024.9	7,949.	9,54		3,664.50
	465.0				8.18	0		9	65	2,50		
	0									0.68		

	2019											



2								928,59 7.71				928,597. 71
	1,08 8,10 8,46 5.00				2,667, 449,2 66.74			17,420, 459.32	162,5 85,55 5.01	1,076,9 62,318. 98		5,012,52 6,065.05

91430000712164273J
 1335
 1335
 1,087,497,465.00

[2001]01

2000 12 31

2,400 1 1
 430000000013283 2,400

2002 11 10 3 3,120
 2004 2 10 3 1,244
 5,300 2004 9 2004 7 20 10 2.5
 6,625

2006 6 6 2006 3 30 10 5 9,937.5 2006 12
 3,320 13,257.50
 2007 10 8 10 2 26,515
 2008 1 15 915 27,430
 2010 274,300,000 10 2 54,860,000
 10 3 82,290,000 9,000,000

420,450,000

2011 12 1,000,000 421,450,000
 2012 3 23 2011 A
 19 1,000 ,

411,450,000

2014 2014 12 3
 9,210 503,550,000
 2015 5 22 503,550,000 10 5
 2015 12 31 755,325,000
 2017 [2017]922 8
 300,743,465 1,056,068,465
 2019 2018

548 32,040,000.00 2.97 2019 1 22 2019 1 29
 CAC [2019]0018 1,088,108,465
 2019 2019 37.1
 2019 12 12 CAC
 [2019]0154 1,087,737,465 2020 2019 2018
 CAC [2020]0010 , 1,087,497,465.00

2020 8 24

子公司名称	持股比例 (%)	表决权比例 (%)
长沙山河液压有限公司	80	80
无锡必克液压股份有限公司	91.96	91.96
安徽山河矿业装备股份有限公司	86.09	86.09
天津山河装备开发有限公司	100	100
湖南山河航空动力机械股份有限公司	51	51
长沙威沃机械制造有限公司	100	100
山河航空动力(香港)有限公司	100	100
山河智能(香港)有限公司	100	100
湖南华安基础工程有限公司	100	100
中际山河科技有限责任公司	51	51
山河北美有限责任公司	100	100
Avmax集团有限公司	100	100
山河智能特种装备有限公司	100	100
北京山河华创科技有限公司	100	100
山河韩国株式会社	100	100
山河航空产业有限公司	100	100
中铁山河工程机械股份有限公司		

2

12

1

2

1 1 12 31

3

12

4

5

1

2

12

6

1

2

3

4

7

8

8

9

1

2

10

1

1

2

3

2

1

2

3

4

5

6

3

1

2

1

2

4

5

6

12

30

7

11

12

12

1

2

1	2 3
2	
3	

1	
2	
3	

1

		%
1	1	2
1-2	2	6
2-3	3	15
3-4	4	40
4-5	5	70
5		100

2 0%

3

0%

3

13

14

4

16

()

17

18

1

1

2

3

2

1

2

3

4

3

22

1

2

19

20

22

3

1

22

22

22

22

2

23

24

1

2

		20	3%	4.85%
		30	3%-5%	3.17%-3.23%
		8-10	3%-5%	9.70%-9.50%
		5-6	3%-5%	15.83%-19.40%
		4-5	3%-5%	19.00%-24.25%

3

25

1

2

26

1

1

2

3

2

3

3

- 1
- 2
- 3
- 4

2

- 1
- 2
- 3
- 4
- 5

31

32

- 1

2

3

33

34

1

2

1

2

3

- 1
- 2

4

- 1
- 2
- 3

35

36

1

- 1
- 2
- 3
- 2

37

1

1

2

2

3

1

2

38

1

1

2

2

39

1

- 1.
- 2.
- 3.
- 4.
- 5.

- 1.
- 2.
- 3.

- 1.
- 2.
- 3.
- 4.
- 5.

2

- 1.
- 2.
- 3.

40

1

1

2

2

3

4

41

/

42

1

1

2

2

1

2

43

2012 2 14

[2012]16

44

1

2020	[2017]22 14	2020 4 28

- 1
- 2
- 3
- 4

2020 1 1

2

3 2020

	2019 12 31	2020 01 01	

	4,436,056,145.94	4,436,056,145.94	
	300,751,106.00	300,751,106.00	
	523,729,420.14	523,729,420.14	
	53,043,248.42	53,043,248.42	
	69,925,540.62	69,925,540.62	
	35,282,992.07	35,282,992.07	
	154,068,788.55	154,068,788.55	
	669,290.51	669,290.51	
	6,328,724,911.39	6,328,724,911.39	
	15,702,945,442.80	15,702,945,442.80	
	2,615,098,079.75	2,615,098,079.75	

	1,686,745,201.62	1,686,745,201.62	
	8,206,616,148.06	8,206,616,148.06	
	1,691,556,213.79	1,691,556,213.79	
	73,240,458.78	73,240,458.78	
	320,000.00	320,000.00	
	55,347,036.80	55,347,036.80	
	431,396,943.38	431,396,943.38	
	196,449,914.08	196,449,914.08	
	2,448,310,566.83	2,448,310,566.83	
	10,654,926,714.89	10,654,926,714.89	
	1,087,737,465.00	1,087,737,465.00	
	2,325,334,521.65	2,325,334,521.65	
	94,056,930.00	94,056,930.00	
	67,493,730.20	67,493,730.20	
	38,970,529.45	38,970,529.45	
	180,337,949.65	180,337,949.65	
	1,369,397,296.00	1,369,397,296.00	

	4,975,214,561.95	4,975,214,561.95	

	1,326,930,821.29	1,326,930,821.29	
	300,324,717.02		

	320,000.00	320,000.00	
	28,499,883.36	28,499,883.36	
	16,022,253.67	16,022,253.67	
	800,766,443.57	800,766,443.57	
	7,339,700,656.50	7,339,700,656.50	
	1,087,737,465.00	1,087,737,465.00	
	2,715,156,117.95	2,715,156,117.95	
	94,056,930.00	94,056,930.00	
	19,060,632.25	19,060,632.25	
	180,337,949.65	180,337,949.65	
	1,058,666,738.74	1,058,666,738.74	
	4,966,901,973.59	4,966,901,973.59	
	12,306,602,630.09	12,306,602,630.09	

4 2020

45

1

	/	16% 13% 11% 10% 9% 3% 0% 6%
		7% 5%
		15% 25%
		3%
		2%

	15%
	15%
	15%
	15%
	26%
	20%
	5%
	20%
	25%

2

2017 9 5

GR201743000374,

2008

[2008]

985

15%

	15%	GR201743000374	2017 -2019	
	15%	GR201843001874	2018 -2020	

4

1

	76,992,896.92	29,774,788.76
	101,281,709.35	227,336,787.84
	178,274,606.27	257,111,576.60

	179,297,653.84	100.00%	1,023,047.57	0.57%	178,274,606.27	259,407,907.79	100.00%	2,296,331.19	0.57%	257,111,576.60
	76,992,896.92	42.94%	0.00		76,992,896.92	29,774,788.76	11.48%			29,774,788.76
	102,304,756.92	57.06%	1,023,047.57	1.00%						

2

	2,296,331.19	-1,273,283.62			1,023,047.57
	2,296,331.19	-1,273,283.62			1,023,047.57

3

	100,000.00
	100,000.00

4

	1,550,000.00
	1,550,000.00

6

--	--

--	--	--	--	--	--

5

1

	1,642,070,870.57	32.80%	459,617,679.54	27.99%	1,182,453,191.03	1,320,808,451.33	31.41%	370,368,045.16	28.04%	950,440,406.17
	3,364,422,056.33	67.20%	138,011,370.57	4.10%	3,226,410,685.76	2,884,273,663.04	68.59%	134,793,918.47	4.67%	2,749,479,744.57

	99,502,662.69	24,880,116.84	25.00%	
	96,695,966.81	88,828,794.70	91.86%	
	52,241,313.12	20,896,525.25	40.00%	
	21,481,395.00	4,296,279.00	20.00%	
	19,310,593.59	9,655,296.80	50.00%	50%
	1,352,838,939.36	311,060,666.95	22.99%	
	1,642,070,870.57	459,617,679.54	--	--

1	2,930,346,073.18	58,602,534.56	2.00%	
1-2	272,303,405.19	16,338,204.31	6.00%	
2-3	104,550,694.64	15,682,604.20	15.00%	
3-4	9,944,482.24	3,977,792.90	40.00%	
4-5	12,890,554.93	9,023,388.45	70.00%	
5	34,386,846.15	34,386,846.15	100.00%	
	3,364,422,056.33	138,011,370.57	--	

1	1	3,818,281,248.94
1	2	634,615,467.10
2	3	246,533,822.19
3		307,062,388.67
3	4	102,131,385.85
4	5	87,345,496.80
5		117,585,506.02
		5,006,492,926.90

2



4

	203,185,437.18	4.06%	20,318,543.72
	186,442,382.55	3.73%	3,728,847.65
	161,400,468.45	3.23%	18,973,987.91
	105,836,493.10	2.12%	2,116,729.86
	99,502,662.69	1.99%	24,880,116.84
	756,367,443.97	15.13%	

5

6

5% (5%)

6

--	--	--

7

1

1	374,793,832.35	84.45%	227,842,748.39	78.52%
1 2	49,231,641.32	11.09%	23,321,039.52	8.04%
2 3	19,760,527.42	4.45%	39,001,364.29	13.44%
	443,786,001.09	--	290,165,152.20	--

1

1

2

单位名称	期末余额	占预付账款期末余额合计数的比例
客户一	56,381,473.66	12.70%
客户二	39,158,575.51	8.82%
客户三	11,665,813.54	2.63%
客户四	9,052,578.60	2.04%
客户五	5,961,650.60	1.34%
合计	122,220,091.91	27.53%

5% (5%)

8

	502,394,531.90	574,823,298.49
	502,394,531.90	574,823,298.49

1

1

--	--	--

2

--	--	--	--	--

3

2

1

()		
-----	--	--

2

1

()				
-----	--	--	--	--

3

3

1

--	--	--

		()	()	
2020 1 1	474,027.51	38,941,315.36	6,514,164.05	45,929,506.92
2020 1 1				
	2,188,131.12	-10,315,468.87	13,615,052.89	5,487,715.14
		217,923.87		217,923.87
2020 6 30	2,662,158.63	28,843,770.36	20,129,216.94	51,635,145.93

1 1		388,558,278.87
1 2		117,127,401.50
2 3		5,261,476.97
3		43,082,520.49
3 4		21,173,045.24
4 5		12,476,531.72
5		9,432,943.53
		554,029,677.83

3

	45,929,506.92	5,487,715.14			217,923.87	51,635,145.93
	45,929,506.92	5,487,715.14			217,923.87	51,635,145.93

--	--	--

4

--	--

--	--	--	--	--	--

5

		157,054,897.90	1 1-2	28.35%	3,141,097.96
		58,072,101.35	1 1-2	10.48%	1,161,442.03
		41,447,265.42	1	7.48%	828,945.31
		29,025,950.00	1	5.24%	580,519.00
		27,119,646.81	1	4.89%	542,392.94
	--	312,719,861.48	--	56.44%	6,254,397.24

6

--	--	--	--	--	--

7

8

5% (5%)

9

1

4

10

	1,062,347.84		1,062,347.84			
	1,062,347.84		1,062,347.84			

--	--	--	--

			/	
--	--	--	---	--

11

-	20,047,098.95		20,047,098.95			2020 09 30
-	7,311,939.27		7,311,939.27			2020 09 30
-	93,910,316.88		93,910,316.88			2020 09 30
-	34,600,370.48		34,600,370.48			2020 09 30
	155,869,725.58		155,869,725.58			--

2020 1 1				
----------	--	--	--	--

15

--	--	--	--	--	--	--	--	--

--	--

	229,629,154. 63	0.00	229,629,154. 63	255,121,780. 76		255,121,780. 76	
	154,309,671. 74	998,710.02	153,310,961. 72	521,367,344. 99	974,884.39	520,392,460. 60	
	-441,855,06 0.71		-441,855,06 0.71	-389,365,23 5.84		-389,365,23 5.84	
	16,186,481.0 0		16,186,481.0 0	19,828,352.0 0	1,926,000.00	17,902,352.0 0	
				-55,871.08		-55,871.08	
	526,295,292. 11	6,095,209.01	520,200,083. 10	705,422,735. 72	7,859,175.20	697,563,560. 52	--

	12	()	()	
2020 1 1				

2

3

17


	()			()

	6,083,4 99.41									6,083,4 99.41	
	6,083,4 99.41									6,083,4 99.41	
	14,426, 292.04			-247,20 8.23						14,179, 083.81	
	20,837, 506.79			-849,00 5.68						19,988, 501.11	
	8,593,8 34.14	5,540,0 00.00		-753,43 2.86						13,380, 401.28	
	6,753,4 31.63			-333,91 8.14						6,419,5 13.49	
	50,611, 064.60	5,540,0 00.00	0.00	-2,183, 564.91						53,967, 499.69	
	56,694, 564.01	5,540,0 00.00	0.00	-2,183, 564.91						60,050, 999.10	

18

Propworks Propeller Systems	565,709.11	550,254.61
	90,000.00	90,000.00
	180,000.00	180,000.00

	3,000.00	3,000.00
	19,500.00	19,500.00
	3,000.00	3,000.00
	3,000.00	3,000.00
	1,500.00	1,500.00
	955,709.11	940,254.61



19

--	--	--

20

1

2

3

--	--	--

21

	4,383,835,962.20	4,436,056,145.94
	30,202.12	
	4,383,866,164.32	4,436,056,145.94

1

1.	1,500,064,93 4.11	695,330,213. 60	58,655,076.1 5	59,043,006.0 2	26,854,848.3 3	3,074,872,61 5.29	5,414,820,69 3.51

2.	124,190,245. 75	84,969,166.9 0	3,338,267.57	3,759,909.96	2,116,835.59	75,913,649.1 2	294,288,074. 89
1		52,645,233.2 1	3,338,267.57	3,759,909.96	2,116,835.59	75,913,649.1 2	137,773,895. 45
2	124,190,245. 75	32,323,933.6 9					156,514,179. 44
3							
3.	210,036,191. 92	28,363,863.4 4	1,905,358.43	853,000.20		142,338,206. 23	383,496,620. 22
1	210,036,191. 92	28,363,863.4 4	1,905,358.43	853,000.20		142,338,206. 23	383,496,620. 22
	-634,537.74	384,908.69	-36,945.39	209,636.57		45,528,894.0 0	45,451,956.1 3
4.	1,413,584.45 0.20	752,320,425. 75	60,051,039.9 0	62,159,552.3 6	28,971,683.9 2	3,053,976.95 2.18	5,371,064.10 4.30
1.	219,895,517. 51	363,213,877. 07	21,421,023.5 5	35,526,647.9 2	13,719,915.5 9	324,945,856. 53	978,722,838. 17
2.	23,672,130.9 6	35,267,994.6 6	5,448,979.35	2,977,137.71	328,643.78	38,352,600.1 8	106,047,486. 64
1	23,672,130.9 6	35,267,994.6 6	5,448,979.35	2,977,137.71	328,643.78	38,352,600.1 8	106,047,486. 64
3.	79,528,728.1 0	20,375,965.5 3	1,810,090.52	880,237.58			102,595,021. 73
1	79,528,728.1 0	20,375,965.5 3	1,810,090.52	880,237.58			102,595,021. 73
	133,373.98	19,743.62	-58,215.10	104,595.19		4,811,631.94	5,011,129.62
4.	164,172,294. 35	378,125,649. 82	25,001,697.2 8	37,728,143.2 5	14,048,559.3 7	368,110,088. 65	987,186,432. 70

1.			41,709.40				41,709.40
2.							
1							
3.							
1							
4.			41,709.40				41,709.40
1.	1,249,412,15 5.85	374,194,775. 93	35,007,633.2 2	24,431,409.1 1	14,923,124.5 6	2,685,866.86 3.53	4,383,835.96 2.20
2.	1,280,169,41 6.60	332,116,336. 53	37,192,343.2 0	23,516,358.1 0	13,134,932.7 5	2,749,926.75 8.76	4,436,056.14 5.94

2

--	--	--	--	--	--

3

	363,550.65	251,016.93		112,533.72

4

	125,618,358.10
	184,779,028.97


	1,817,245,813.75
--	------------------

5

--	--	--

	275,951,777.03		275,951,777.03	300,751,106.00		300,751,106.00
--	----------------	--	----------------	----------------	--	----------------

2



--	--	--

4

23

1

2

24

25

--	--	--

26

1

1.	564,852,474.33	60,837,572.88	1,336,756.50	33,030,197.08	660,057,000.79
2.		112,959.03		1,105,668.84	1,218,627.87

1		112,959.03		1,105,668.84	1,218,627.87
2					
3					
3.	39,886,509.26				39,886,509.26
1	39,886,509.26				39,886,509.26
	173,111.62			180,981.91	354,093.53
4.	525,139,076.69	60,950,531.91	1,336,756.50	34,316,847.83	621,743,212.93
1.	70,070,375.94	45,302,839.79	1,336,756.50	19,617,608.42	136,327,580.65
2.	5,403,681.51	1,489,001.01	0.00	1,569,017.38	8,461,699.90
1	5,403,681.51	1,489,001.01		1,569,017.38	8,461,699.90
3.	12,507,303.78				12,507,303.78
1	12,507,303.78				12,507,303.78
				166,939.52	166,939.52
4.	62,966,753.67	46,791,840.80	1,336,756.50	21,353,565.32	132,448,916.29
1.					
2.					
1					
3.					

1.	462,172,323.02	14,158,691.11		12,963,282.51	489,294,296.64
2.	494,782,098.39	15,534,733.09		13,412,588.66	523,729,420.14

0.00%

2

--	--	--	--

27

	53,043,248	110,061,20				113,313,13		49,791,312
	.42	1.90				7.62		.70
	53,043,248	110,061,20				113,313,13		49,791,312
	.42	1.90				7.62		.70

28

1

	2,532,675.23							2,532,675.23
	3,294,458.27							3,294,458.27
Avmax	65,102,928.38							65,102,928.38

	4,822,612.24					4,822,612.24
	75,752,674.12					75,752,674.12

2

	2,532,675.23				2,532,675.23
	3,294,458.27				3,294,458.27
	5,827,133.50				5,827,133.50

29

	6,247,173.56	7,888,898.19	680,615.62		13,455,456.13
	27,372,643.40	2,086,398.88	5,153,934.52		24,305,107.76
	1,725.90	0.00	1,725.90		0.00
	1,661,449.21	473,451.35	215,345.84		1,919,554.72
	35,282,992.07	10,448,748.42	6,051,621.88		39,680,118.61

	132,585,182.31	34,867,274.47	145,081,275.06	36,667,463.04
	455,729,467.40	75,774,116.93	340,456,060.64	58,949,040.42
	48,755,765.49	8,297,365.92	58,413,705.20	9,746,056.88
	68,102,763.27	10,215,414.49	65,012,821.93	9,751,923.29
	9,127,052.03	2,373,033.53	8,993,875.31	2,338,407.59
	27,194,496.44	4,079,174.47	48,400,621.21	7,260,093.18
	3,224,726.57	807,563.38	3,182,342.45	796,480.25
	111,470,060.53	28,982,215.75	109,843,553.39	28,559,323.90
	856,189,514.04	165,396,158.94	779,384,255.19	154,068,788.55

2

	1,468,469,869.31	369,325,043.04	1,429,330,272.04	359,876,218.06
	3,107,982.19	808,075.37	3,347,346.72	870,310.18
	210,833,058.96	54,816,595.33	378,130,057.51	56,719,508.63
	107,036,104.11	13,914,693.53	107,160,819.76	13,930,906.51
	1,789,447,014.57	438,864,407.27	1,917,968,496.03	431,396,943.38

3

		165,396,158.94		154,068,788.55
		438,864,407.27		431,396,943.38

4

--	--	--	--

2

--	--	--	--	--

33

34

--	--

F64uT3Rg©1

	45,489,372.33	112,640,274.79
	1,784,071,706.79	1,622,380,544.45

2 1

--	--	--

37

1

2 1

--	--	--

38

	321,172,792.68	293,707,433.99
	321,172,792.68	293,707,433.99

--	--	--

39

1

--	--	--	--

	88,410,826.81	350,776,135.62	404,666,164.16	34,520,798.27
	278,711.53	11,281,133.58	10,422,149.46	1,137,695.65
				0.00
				0.00
	88,689,538.34	362,057,269.20	415,088,313.62	35,658,493.92

2

1	88,074,708.32	320,365,610.63	374,911,165.17	33,529,153.78
2	24,887.48	14,141,985.72	14,128,337.58	38,535.62
3	318,688.42	5,974,213.94	5,868,566.49	424,335.87
	315,511.47	4,977,959.61	4,958,623.61	334,847.47
	7,753.61	972,738.97	886,413.22	94,079.36
	-4,576.66	23,515.36	23,529.66	-4,590.96
4	-19,257.37	7,260,632.00	6,725,182.00	516,192.63
5	11,799.96	3,033,693.33	3,032,912.92	12,580.37
	88,410,826.81	350,776,135.62	404,666,164.16	34,520,798.27

3

1	258,746.21	10,466,560.49	9,650,145.28	1,075,161.42
2				

40

	82,120,289.41	23,618,399.29
	75,612,228.90	46,362,131.26
	1,912,744.87	3,353,596.20
	3,912,557.89	1,203,780.74
	201,742.92	400,993.90
	447,691.88	512,095.56
	3,669,024.78	985,964.06
	235,970.22	235,971.90
	175,180.23	34,159.43
	168,287,431.10	76,707,092.34

41

	6,924,050.32	10,983,214.34
	314,862,661.76	328,851,329.25
	321,786,712.08	339,834,543.59

1

	6,924,050.32	10,983,214.34
	6,924,050.32	10,983,214.34

--	--	--

2

--	--	--

1

3

1

	35,603,143.65	36,977,560.93
	11,384,243.97	16,389,696.01
	219,920,999.81	173,903,803.80
	1,258,209.33	7,523,338.51

44

--	--	--	--

--	--	--	--	--	--	--	--	--	--	--	--

45

1

		1,592,469,463.00	1,365,634,907.25
		630,000,000.00	325,924,306.54
		2,222,469,463.00	1,691,559,213.79

--	--	--

2

--	--	--	--

NÍ

3

4

47

--	--	--

48

	88,926,106.14	73,240,458.78
	88,926,106.14	73,240,458.78

1

	75,729,326.00	52,190,953.18
	13,196,780.14	21,049,505.60
	88,926,106.14	73,240,458.78

2

--	--	--	--	--	--

49

1

--	--	--

2

--	--	--

--	--	--

--	--	--

50

	320,000.00	320,000.00	
	320,000.00	320,000.00	--

51

	55,347,036.80	3,000,000.00	3,573,975.58	54,773,061.22
	55,347,036.80	3,000,000.00	3,573,975.58	54,773,061.22
				--

								/
	23,148,819 .71			1,053,092. 22			22,095,727 .49	
	28,798,333 .73			1,377,500. 00			27,420,833 .73	
	3,399,883. 36	3,000,000. 00		1,143,383. 36			5,256,500. 00	
	55,347,036 .80	3,000,000. 00		3,573,975. 58			54,773,061 .22	

52

	2,841,384.02	2,901,659.70
	168,540,278.18	193,162,609.42
		385,644.96
	171,381,662.20	196,449,914.08

53

		+ -					
	1,087,737,46 5.00				-240,000.00	-240,000.00	1,087,497,46 5.00

54

1

2

55

	2,265,775,648.10		448,800.00	2,265,326,848.10
	59,558,873.55	23,580,200.23		83,139,073.78
	2,325,334,521.65	23,580,200.23	448,800.00	2,348,465,921.88

56

	94,056,930.00	8,430,729.00	47,360,865.00	55,126,794.00
	94,056,930.00	8,430,729.00	47,360,865.00	55,126,794.00

57

	67,493,730.20	27,203,831.53				27,203,831.53		94,697,561.73
	67,493,730.20	27,203,831.53				27,203,831.53		94,697,561.73
	67,493,730.20	27,203,831.53				27,203,831.53		94,697,561.73

58

	38,970,529.45	5,633,544.83	5,019,224.60	39,584,849.68
	38,970,529.45	5,633,544.83	5,019,224.60	39,584,849.68

59

	180,337,949.65		180,337,949.65
	180,337,949.65		180,337,949.65

60

	1,369,397,296.00	993,126,185.23
	1,369,397,296.00	993,126,185.23
	398,581,701.79	316,154,728.93
	108,773,746.50	108,810,846.50
	1,659,205,251.29	1,200,470,067.66

- 1)
- 2)
- 3)
- 4)
- 5)

61

	4,290,011,431.66	3,052,184,186.31	3,578,538,843.18	2,494,501,191.99
	89,806,594.19	76,620,693.48	50,840,265.24	35,114,522.97
	4,379,818,025.85	3,128,804,879.79	3,629,379,108.42	2,529,615,714.96

	1	2		

0.00

62

	8,472,812.76	7,251,792.49
	8,295,661.58	7,409,321.65

	7,881,905.07	4,196,643.56
	3,144,705.16	3,138,064.06
		2,312.88
	2,650,622.89	4,001,201.49
	219,829.61	394,897.81
	30,665,537.07	26,394,233.94

63

	73,941,208.78	53,392,802.86
	75,661,982.39	88,623,233.02
	10,291,099.94	13,583,309.97
	39,227,039.22	38,137,658.78
	15,633,996.87	17,292,317.24
	48,448,442.68	32,864,205.90
	263,203,769.88	243,893,527.77

64

	87,095,518.31	85,187,515.63
	81,186,474.87	76,640,444.63
	9,754,590.47	7,199,945.96
	1,875,537.00	4,654,441.00
	48,505,454.23	67,536,223.78
	228,417,574.88	241,218,571.00

65

	35,292,121.21	25,761,204.35	
	3,213,009.72	4,575,332.52	
	74,808,006.69	51,609,955.16	

69

--	--	--

70

--	--	--

71

	-5,487,715.14	1,033,966.61
	1,926,000.00	
	-89,410,913.39	-52,084,573.25

	-1,466,383.85	-358,825.42
	-1,466,383.85	-358,825.42

74

	3,036,123.06	7,285,210.00	3,036,123.06
	1,205,594.42	1,002,602.73	1,205,594.42
	4,241,717.48	8,287,812.73	4,241,717.48

								/
2018						1,000,000.00		
2020						300,000.00		
						300,000.00		
2019						181,800.00		
						134,000.00		

2020

		586,600.00	300,000.00	
			245,200.00	
			1,149,000.00	
			3,471,510.	

			1,783,000.00	
			18,000.00	
		533,723.06	318,500.00	

		06	00	
--	--	----	----	--

--	--	--	--	--

--	--	--	--	--

	83,838,782.43	43,153,614.42
	-9,027,455.53	19,441,861.77
	74,811,326.90	62,595,476.19

2

	477,256,548.97
/	71,588,482.35
	12,651,930.97
	6,788,654.11
	17,558,287.25
	-346,083.91
	-27,866,996.93
	-5,562,946.94
	74,811,326.90

77

78

1

	46,093,587.97	7,335,210.00
	7,387,924.31	9,200,391.97
	104,709,607.57	318,518,190.45
	158,191,119.85	335,053,792.42

2

	10,229,294.73	13,583,309.97
	18,452,938.22	7,718,006.68
	23,939,168.92	21,946,758.24
	15,547,005.49	7,228,113.05
	6,860,740.10	3,673,522.18
	10,704,203.79	16,433,774.73
	33,820,474.95	35,563,568.25
	1,990,991.24	10,139,019.74
	162,758,381.82	94,671,449.90
	284,303,199.26	210,957,522.74

3

		452,248,000.00
		452,248,000.00

4

	16,000,000.00	
	16,000,000.00	

5

	25,674,272.26	21,076,278.00

	25,674,272.26	21,076,278.00
--	---------------	---------------

6

	11,507,322.09	107,453,684.02
	2,820,000.00	237,304,251.80
	2,640,625.01	
		0.12
	8,432,152.34	
	25,400,099.44	344,757,935.94

79

1

1	--	--
	402,445,222.07	321,113,891.68
	-114,423,634.86	57,358,645.77
	106,047,486.64	119,274,758.81
	8,461,699.90	8,158,630.94
	6,051,621.88	7,700,076.60
	1,466,383.85	358,825.42
	363,129.01	93,299.63
	129,260,101.28	68,315,825.48
	2,183,564.91	2,867,503.79

	-11,327,370.39	-3,739,540.02
	7,467,463.89	27,356,579.32
	130,010,049.03	-115,876,191.84
	-650,475,085.59	-326,771,100.21
	251,672,337.73	-73,082,318.33
	269,202,969.35	93,128,887.04
2	--	--
3	--	--
	2,013,922,310.46	1,093,581,434.22
	992,702,572.66	848,179,495.27
	1,021,219,737.80	245,401,938.95

2

	--
	--
	--

3

	--
	--
	--

4

	2,013,922,310.46	992,702,572.66
	372,419.00	167,749.96
	1,837,315,047.99	864,828,500.21
	176,234,843.47	127,706,322.49
	2,013,922,310.46	992,702,572.66

80

81

	580,303,545.71	
	2,558,194,930.94	
	127,807,971.98	
	41,912,309.75	
	3,308,218,758.38	--

82

1

	--	--	
	48,093,860.92	7.0795	340,480,488.38
	1,363,579.22	7.9610	10,855,454.17
	22,402.20	0.91344	20,463.07
	3,952,556.00	0.0658	260,109.81

	67.37	5.0813	342.33
	1,739,516,485.00	0.0058	10,089,195.61
	726,273.50	1.653	1,200,530.10
	151,295,700.00	0.000835433	126,397.40
	--	--	342.33
	235,389,978.54	7.0795	1,666,443,353.07
	24,064,758.49	7.9610	191,579,542.34
	1,095,612.12	5.0813	5,567,133.87
	691,718,800.00	0.0058	4,011,969.04
	12,537.40	1.653	20,724.32
	--	--	
	142,028,095.21	7.0795	1,005,487,900.04
			0.00
	59,619,335.28	7.0795	422,075,084.11
			0.00
	110,918,758.49	7.0795	785,249,350.73

	62,203.27	1.653	102,822.01
	23,316,678.75	7.0795	165,070,427.21
	1,306.00	7.9610	10,397.07
	1,473,770.78	0.91344	1,346,201.18
	3,185,905.68	0.065808	209,658.08
	23,559,690.00	0.0058	136,646.20
	218,768.63	1.653	361,624.55

2

Avmax Aviation Services Inc.(AASI)			
Avmax Aircraft Leasing Inc.(AALI)			
()			

83

84

1

	3,573,975.58		3,573,975.58

2

85

1

1

--	--	--	--	--	--	--	--	--

2

--	--

3

4

5

6

2

1

--	--	--	--	--	--	--	--	--

2

--	--

3

3

4

5

6

1

Ř 1 K K K K

				80.00%		

91.96%

					100.00%	
					100.00%	
					99.99%	
				100.00%		
					100.00%	

				100.00%		
				100.00%		
					100.00%	
					100.00%	
					100.00%	
				100.00%		
					95.65%	
				70.00%		
					100.00%	
				85.00%		
				100.00%		
				99.98%		
				100.00%		
				100.00%		
				65.00%		
				100.00%		
				100.00%		


--	--	--	--	--	--	--

2

	20.00%	848,733.55		1,615,691.29
				4,186,014.03
				4,916,906.69
	49.00%	-7,802.29		8,282,110.95
	49.00%	-4,818,599.91		31,439,699.43
	30.00%	3,673,142.08		39,813,889.30
	4.35%	-18,225.56		

3

	93	76	69	78		78	16	39	55	43		43
--	----	----	----	----	--	----	----	----	----	----	--	----



2

1

2

--	--

3

1

					50.00%	
				40.00%		
				14.91%		
				49.00%		

	5,778,353.83	6,251,930.85
	11,994,807.21	12,351,415.80
	200,829.72	184,416.98
	200,829.72	184,416.98
	11,793,977.49	12,166,998.82
	5,896,988.75	6,083,499.41
	5,896,988.75	6,083,499.41

3

	/		/	
	91,677,107.63	18,579,800.25	88,352,292.99	19,499,620.99
	77,843,320.74	27,042,909.38	68,231,756.72	27,996,123.56
	169,520,428.37	45,622,709.63	156,584,049.71	47,495,744.55
	12,405,311.14	20,230,148.94	9,194,685.59	21,484,336.84
	1,408,457.68		1,408,457.68	
	13,813,768.82	20,230,148.94	10,603,143.27	21,484,336.84
	15,253,058.87		15,113,485.36	
	140,453,600.68	25,392,560.69	130,867,421.08	26,011,407.71
	20,945,845.47	10,157,024.28	20,837,506.79	14,426,292.04
--	1,325,174.31	4,022,059.53	1,325,174.31	4,022,059.53
	20,945,845.47	10,157,024.28	20,837,506.79	14,426,292.04
	9,858,791.16	0.00	8,852,230.74	
	-5,693,057.60	-618,020.58	-5,579,768.27	-99,187.74
	-5,693,057.60	-618,020.58	-5,579,768.27	-99,187.74

4

	/	/
	--	--
	19,899,914.77	4,267,150.22
	--	--
	--	--
	--	--
--	-2,219,083.67	-1,197,774.21
--	-2,219,083.67	-1,197,774.21

5

6

--	--	--	--

7

8

4

				/

5

6

1

	--	--	--	--
	--	--	--	--

2

3

4

5

6

7

8

9

1

			65,000	19.84%	27.84%

15,159.38 13.94%
 () 6,417.97 5.9%
 19.84%

2

3

4

5

1

/

Air Georgian Limited					35,363,350.10
Regional 1 Airlines Ltd. R 1					16,285,087.14
Avmax Spares USA Inc.					327,006.15
Avmax Montana Inc.					6,068,560.43
					1,098,621.28
		122,533.95			2,459,657.32

/

Avmax Spares USA Inc.			34,939,001.19
			74,030.00
			49,557.52
		79,328.27	304,193.64

2

/

/

/

/	/	/	/	/	/	/
---	---	---	---	---	---	---

/

/

/	/	/	/	/	/	/
---	---	---	---	---	---	---

/

3

--	--	--	--

--	--	--	--

4

--	--	--	--	--

--	--	--	--	--

5

6

--	--	--	--

7

	11,884,820.90	3,856,650.00

8

6

1

	Air Georgian Ltd.			4,645,717.58	92,914.35
	Regional 1 Airlines Ltd..			464,182.19	9,283.64
	Avmax Spares USA Inc.			362,869.69	7,257.39
	Avmax Montana Inc.			1,841,616.83	36,832.34

	Avmax Spares USA Inc.			17,808,084.07	356,161.68
	Avmax Aircraft Leasing Africa Inc.			7,222,293.20	433,337.59
	Avmax USA Holdings			40,842,339.19	816,846.78

2

	Air Georgian Limited			2,337,027.00
	Regional 1 Airlines Ltd..			514,484.01
			754,842.49	
			17,094.02	17,094.02
			4,415.51	
				100,420.00
			2,223,528.04	2,273,892.43

Avmax Holdings Inc.

2

	71,980,821.44
	23,580,200.23

3

4

5

1

2020 3 24

2020

2020

71

1

2020

6

2020 6 30

1,490

2

65

10%

2020 6 30

238,456.9

10%

2020 6 30

193,065.11

2

1

2

3

1

--	--	--	--

2

3

4

1

1

--	--	--	--

2

--	--	--

2

3

1

2

4

5

--	--	--	--	--	--	--

6

1

2

--	--	--	--	--	--

	3,771,538,023.33	376,842,042.47	153,233,313.10	11,601,947.24	4,290,011,431.66
	2,755,114,615.02	182,810,523.04	124,665,870.88	10,406,822.63	3,052,184,186.31
	-82,286,442.02	-8,016,004.21	-1,396,898.68		-91,699,344.91
	-17,970,581.86	-4,753,708.09			-22,724,289.95
	410,677,813.69	56,458,621.81	11,286,831.00	1,166,717.53	477,256,548.97
	56,594,492.53	13,409,484.44	4,982,357.56	175,007.63	74,811,326.90
	354,083,321.16	43,049,137.37	6,304,473.44	991,709.90	402,445,222.07
	13,501,689,687.44	5,628,092,248.75	555,217,967.78	2,242,889,446.99	17,442,110,456.98
	8,408,226,871.18	3,292,386,149.72	451,115,353.69	149,867,809.08	12,001,860,565.51

3

4

7

8

1

1

	698,63	18.20	260,14	37.24	438,48	535,73	190,73			344,997,
	2,890.8	%	5,703.9	%	7,186.9	3,263.5	16.61%	5,418.8	35.60%	844.67
	5		1		4	0		3		

	61,707. 26	%	159.43		89,547. 83	51,612. 24		785.60		5,826.64
	673,03 9,808.9 6	17.53 %	15,069, 631.65	2.24%	657,97 0,177.3 1	755,25 1,281.7 5	23.41%	21,021, 044.57	2.78%	734,230, 237.18
	2,466,9 21,898. 30	64.27 %	68,202, 527.78	2.76%	2,398,7 19,370. 52	1,934,7 00,330. 49	59.98%	46,494, 741.03	2.40%	1,888,20 5,589.46
	3,838,5 94,598. 11	100.00 %	343,41 7,863.3 4	8.95%	3,495,1 76,734. 77	3,225,6 84,875. 74				

1	1	3,118,286,712.64
1	2	458,262,940.03
2	3	87,256,534.19
3		174,788,411.25
3	4	49,488,268.07
4	5	39,538,703.01
5		85,761,440.17
		3,838,594,598.11

2

	258,251,204.43	85,166,658.91				343,417,863.34
	258,251,204.43	85,166,658.91				343,417,863.34

--	--	--

3

--	--

--	--	--	--	--	--

4

	504,875,405.63	13.15%	10,097,508.11
	203,185,437.17	5.29%	20,318,543.72
	186,442,382.55	4.86%	3,728,847.65
	105,836,493.10	2.76%	2,116,729.86
	89,839,802.74	2.34%	1,796,796.05
	1,090,179,521.19	28.40%	

5

--	--	--

2



	10,760.00	10,760.00
	559,585,996.82	684,003,832.24

2

	12	()	()	
2020 1 1	231,724.04	13,371,979.26	6,514,164.05	20,117,867.35
2020 1 1				
	454,162.55	-11,246,711.44	13,832,050.73	3,039,501.84
		160,000.00		160,000.00
2020 6 30	685,886.59	2,285,267.82	20,346,214.78	23,317,369.19

1 1	531,144,846.66
1 2	2,959,180.05
2 3	900,268.82
3	24,581,701.29
3 4	17,000,013.17
4 5	1,764,677.06
5	5,817,011.06
	559,585,996.82

3

	20,117,867.35	3,039,501.84	160,000.00		23,317,369.19

	20,117,867.35	3,039,501.84	160,000.00			23,317,369.19
--	---------------	--------------	------------	--	--	---------------

3,039,501.84

--	--	--	--	--	--	--

160,000.00

4

--	--	--	--	--	--

--	--	--	--	--	--

5

		248,495,928.90	1	1-3	44.41%	
		188,741,294.40	1		33.73%	
		23,118,051.04	1		4.13%	
		13,500,000.00	1		2.41%	
		10,856,940.08	2-3		1.94%	9,771,246.07
	--	484,712,214.42	--		86.62%	9,771,246.07

6

--	--	--	--	--	--

7

8

3

	3,170,599,301. 26	5,827,133.50	3,164,772,167. 76	3,062,478,501. 26	5,827,133.50	3,056,651,367. 76
	43,451,944.99		43,451,944.99	39,530,949.05		39,530,949.05
	3,214,051,246. 25	5,827,133.50	3,208,224,112. 75	3,102,009,450. 31	5,827,133.50	3,096,182,316. 81

1

	()					()	
	800,000.00					800,000.00	
	61,764,800.2 7					61,764,800.2 7	2,532,675.23
	94,700,000.0 0					94,700,000.0 0	
	599,500,000. 00					599,500,000. 00	

	13,974,000.0 0					13,974,000.0 0	
(14,011,570.0 2					14,011,570.0 2	
	70,000,000.0 0					70,000,000.0 0	
	7,485,541.73	60,000,000.0 0				67,485,541.7 3	3,294,458.27
	28,003,800.0 0					28,003,800.0 0	
	3,174,600.00					3,174,600.00	
						2,044,828.75 9.84	
	18,000,000.0 0					18,000,000.0 0	
	1,205,102.06					1,205,102.06	

43,196,958.1 20,580,000.0
3 0

63,776,958.1
3

	5,850,000.00					5,850,000.00	
		2,840,800.00				2,840,800.00	
	3,056,651,367.76	108,120,800.00				3,164,772,167.76	5,827,133.50

2

	()								()	
	14,426,292.04			-247,208.23					14,179,083.81	
	20,837,506.79			-849,005.68					19,988,501.11	
	4,267,150.22	5,540,000.00		-522,790.15					9,284,360.07	
	39,530,949.05	5,540,000.00	0.00	-1,619,004.06					43,451,944.99	
	39,530,949.05	5,540,000.00	0.00	-1,619,004.06					43,451,944.99	

3

4

	3,670,800,777.63	2,872,946,627.78	2,698,072,960.34	2,039,978,725.84
	20,934,681.76	23,214,602.67	10,108,702.57	5,876,219.30
	3,691,735,459.39	2,896,161,230.45	2,708,181,662.91	2,045,854,945.14

	1	2		

0.00

5

	-1,619,004.06	-2,176,387.09
	-1,619,004.06	-2,176,387.09

2

3

4

2020